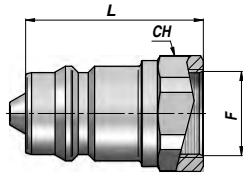


COUPLEUR A CLAPET SERIE "MBV"
VALVE QUICK COUPLING - "MBV" TYPE
ENCHUFE RAPIDO CON VALVULA - TIPO "MBV"

AIM

Mâle - Male - Macho ISO 7241-A

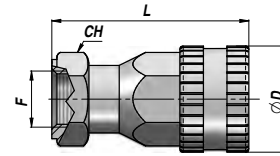


Code Code Código	F BSP	P MAX bar**	L	CH	kg
AIM8000400	1/4"	350	35	19	0,05
AIM8000600	3/8"	315	39	22	0,06
AIM8000800	1/2"	250	46	27	0,09
AIM8001200	3/4"	250	54	34	0,19

COUPLEUR A CLAPET SERIE "MBV"
VALVE QUICK COUPLING - "MBV" TYPE
ENCHUFE RAPIDO CON VALVULA - TIPO "MBV"

AIF

Femelle - Female - Hembra ISO 7241-A

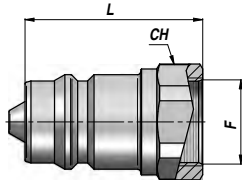


Code Code Código	F BSP	P MAX bar**	L	ØD	CH	kg
AIF8000400	1/4"	350	47	25	19	0,08
AIF8000600	3/8"	315	58	31	24	0,15
AIF8000800	1/2"	250	67	38	30	0,27
AIF8001200	3/4"	250	81	46	38	0,47

COUPLEUR A CLAPET SERIE "BIR"
VALVE QUICK COUPLING - "BIR" TYPE
ENCHUFE RAPIDO CON VALVULA TIPO "BIR"

ABIRM

Mâle - Male - Macho ISO 7241-1 "A"

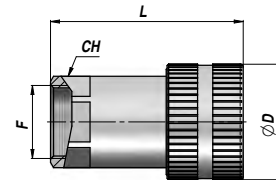


Code Code Código	F BSP	P MAX bar**	L	CH	kg
ABIRM04000	1/4"	350	32,0	19	0,03
ABIRM06000	3/8"	300	38,0	22	0,05
ABIRM08000	1/2"	250	44,5	27	0,08
ABIRM12000	3/4"	250	55,0	36	0,21
ABIRM16000	1"	230	63,1	41	0,28
ABIRM20000	1"1/4	230	75,0	55	0,59

COUPLEUR A CLAPET SERIE "BIR"
VALVE QUICK COUPLING - "BIR" TYPE
ENCHUFE RAPIDO CON VALVULA TIPO "BIR"

ABIRF

Femelle - Female - Hembra ISO 7241-1 "A"

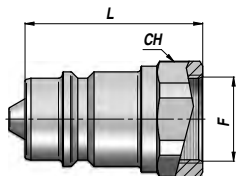


Code Code Código	F BSP	P MAX bar**	L	ØD	CH	kg
ABIRF04000	1/4"	300	47,1	26	19	0,10
ABIRF06000	3/8"	300	56,1	31	22	0,14
ABIRF08000	1/2"	250	63,3	38	27	0,25
ABIRF12000	3/4"	250	82,2	48	38	0,49
ABIRF16000	1"	230	97,1	54	45	0,76
ABIRF20000	1"1/4	230	117,2	65	50	1,25

COUPLEUR A CLAPET
VALVE QUICK COUPLING
ENCHUFE RAPIDO CON VALVULA

AIRMV

Mâle - Male - Macho



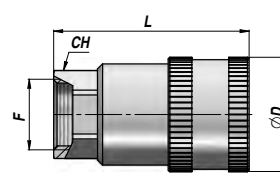
Code Code Código	F BSP	P MAX bar**	L	CH	kg
AIRMV04000	1/4"	300	32,5	19	0,04
AIRMV06000	3/8"	300	38,0	24	0,07
	1/2"	Voir - See - Ver: Code ABIRM08000			
AIRMV12000	3/4"	250	59,0	36	0,19
AIRMV16000	1"	200	64,1	41	0,26

** COUPLES - COUPLED - ACOPLADO

COUPLEUR A CLAPET
VALVE QUICK COUPLING
ENCHUFE RAPIDO CON VALVULA

AIRFV

Femelle - Female - Hembra



Code Code Código	F BSP	P MAX bar**	L	ØD	CH	kg
AIRFV04000	1/4"	300	50,4	27	19	0,12
AIRFV06000	3/8"	300	58,3	34	24	0,22
	1/2"	Voir - See - Ver: Code ABIRF08000				
AIRFV12000	3/4"	250	90,3	48	38	0,68
AIRFV16000	1"	200	97,6	54	45	0,83

** COUPLES - COUPLED - ACOPLADO